


BACKGROUND

Originally known as Camp Stewart, the installation was established in 1940 as the Anti-Aircraft Artillery Training Center. Units from Camp Stewart were some of the first deployed at the onset of World War II. The post housed as many as 55,000 troops in the build-up to D-Day. At the end of the war, the post was inactivated for approximately 5 years. Camp Stewart reopened in August 1950 to train new soldiers for the Korean War in anti-aircraft and tank firing techniques.



Anti-Aircraft Artillery Training at Camp Stewart, circa 1940

In March 1956, the post was redesignated as Fort Stewart with the role of rapidly evolving in response to specific needs and world events. In the 1960s and 1970s, Fort Stewart played vital roles in the Cuban Missile Crisis and Vietnam War. The U.S. Army acquired Hunter Army Airfield in 1967 to provide helicopter flight training to rotary and fixed wing pilots during the Vietnam War. In 1996, the 3rd Infantry Division was activated at Fort Stewart, which houses the unit to this day. In the 1990s and early 2000s, Fort Stewart and Hunter Army Airfield trained units for the Gulf War and the Iraq and Afghanistan theaters.

Fort Stewart is the largest U.S. Army installation east of the Mississippi River. Fort Stewart and Hunter Army Airfield are used as training facilities for field artillery, helicopter gunnery, tank, and small arms. Fort Stewart encompasses more than 279,000 acres, with 803 miles of tank trails, 50 direct fire ranges, 51 indirect fire ranges, and an additional 30 live fire training facilities. There has been continuous artillery live fire on Fort Stewart since its inception, including the use of mortars, aerial gunnery, rockets, grenade launchers, and explosive charges.

Due to the nature of the range activities, munitions may be present across the installation. Munitions present may be heavily corroded, whole or in parts, buried, or covered with leaves, making them difficult to recognize. Do not approach, touch, or disturb anything encountered that may be a munition or part of one, but carefully leave the area. Consider munitions dangerous, regardless of how long they may have been in the environment. Help protect yourself, co-workers, and the public from potential explosive hazards present by following the **3Rs of Explosives Safety: Recognize, Retreat, Report.**



Hand Grenade

3Rs Explosives Safety Guide

FORT STEWART HUNTER ARMY AIRFIELD

IF YOU ENCOUNTER MUNITIONS

Emergency Contacts

Fort Stewart Cantonment Area,
Hunter Army Airfield, and Off Post

Call 911

On Training Ranges

Call Range Control

(912) 435-8777



Follow the 3Rs of Explosives Safety



Visit the U.S. Army's Explosives Safety Education website:

<https://3Rs.mil>

November 2022





105mm Projectile

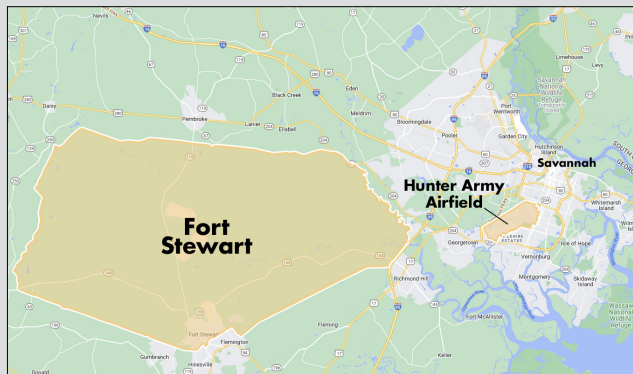


Practice Mortar Round

FREQUENTLY ASKED QUESTIONS

Q: What are military munitions?

A: Military munitions are material used by our Nation's Armed Forces to defend the United States. Military munitions are dangerous by design. They are made to kill or injure enemy forces or damage enemy equipment. When military munitions do not function as intended (do what they are supposed to do) during use, they become unexploded ordnance or UXO.



Q: What do military munitions look like?

A: Military munitions come in many different sizes, shapes, and colors. Their size and shape depends on how the military intends to use them. For example, rounds used to train soldiers on crew-served weapons, like tanks and artillery, are large. Rockets, fired from aircraft or ground vehicles, can vary in size, as can bombs dropped from aircraft. Other types of munitions include grenades, practice mines, submunitions, simulators, and pyrotechnics. Weathering changes the appearance of military munitions making them more difficult to spot or recognize.

Q: Where could I encounter military munitions?

A: You are most likely to encounter munitions in areas where the military conducts or formerly conducted live-fire training or testing with military munitions, but they also may be encountered in other areas. The vast majority of military munitions, however, are in impact areas of both operational and former ranges. Because of changing military needs, locations once used by the military during training may now be used by the public for other purposes, such as recreational areas. Many of these locations are no longer on military installations.

Q: What do I do if I come across a military munition?

A: If you suspect you have come across a military munition, the best way to ensure your safety is to follow the 3Rs of Explosives Safety:

Recognize — when you see a munition and that it is dangerous;

Retreat — do not touch it, but carefully leave the area; and

Report — call 911 to tell the police what you saw (see back panel for additional emergency contacts).

Remember, military munitions may be encountered anywhere. Should you come across a munition or suspect you may have, follow the 3Rs of Explosives Safety.

Follow the 3Rs of Explosives Safety

Recognize

when you may have come across a munition, and that munitions are dangerous;

Retreat

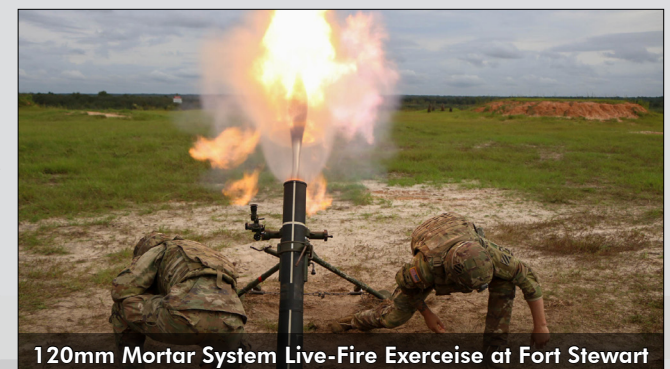
do not approach, touch, move, or disturb a suspect munition, but carefully leave the area; and

Report

immediately what you saw and where you saw it to emergency contacts on the back of this guide.



M119 Howitzer Direct-Fire Exercise at Fort Stewart



120mm Mortar System Live-Fire Exercise at Fort Stewart